



How to start a great discussion ?

Here are a few tips to help you create great discussions:



1 Make the discussion title or question as descriptive as possible



A good discussion title is a short preview of your post and is what gets people to click and read. A well written title is also going to help search engines better index your post which will bring more people into the discussion. For example, instead of 'Won't Connect', try 'Help, I'm having problems onboarding my client to Versa SASE gateway.'

2 Proof read

Spelling mistakes, typos, and bad grammar will distract readers from the point you're trying to make. The system automatically saves drafts as you type. If you're writing a long post, save it as a draft and come back to it after a few minutes or as long as it takes your brain to forget what you had written.



3 Use minimal formatting

Overly formatted posts can also distract from the message and it encourages others to do likewise and you end up with a hard to read thread



4 Put your post in the right category

The right category can be the one that has a relevant category name or it can be a category where this kind of post is often made.



5 Use tags

Tags are helpful for others to find keyword related posts. It also helps the site admins get a sense for what topics are popular.



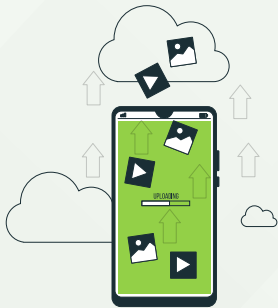


6 If you want responses, ask for them

In marketing this is called a 'call to action'. If you want others to comment, you can encourage them by asking them to do so. If your post is just an FYI then don't.

7 Go easy on the insider jargon

Inside jokes and inside references can be fun and make the community unique but too much of it can turn off new members.



8 Add an image

Images add visual interest and make your post look great when shared to social networks. You can embed an image using the button bar or you can upload one from your desktop or phone.

9 Mention others


Credit other members if you are building off their previous comments or if you want to draw them into the discussion. Put the @ before a username to mention someone.



10 Take ownership

Most important of all, take ownership of the discussions that you have created. Respond to comments promptly and thoughtfully. Thank others for commenting on your discussion and help with moderation if things get heated.

Here are some tips and tricks for using this forum



1 Use the reactions

These let you share how you feel about other's comments. The most liked content shows up on the left of the page

2 Mention others

Put an @ symbol before the username to mention someone. They'll get notified when you do.



3 Update your notification preferences

You'll receive a notification if someone mentions you or posts to a discussion that you've bookmarked. You can set notifications from the Edit Profile page.



4 Send messages

You can private message members by going to your inbox, or visiting their profile page (click their username anywhere).



5 Don't want to see everyone's signature?

You can hide signatures by going to Edit Profile > Signature Settings.



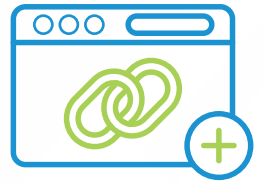


6 Check out the forum from your mobile phone

Just go to the forum URL in your browser - no need to download an app.

7 Want to embed a YouTube video, a Pinterest Pin or a Tweet?

Just paste in the link. The platform will handle the embedding for you!



8 Check out

what's going on with other community members on the Activity page.

Have fun!